

How to Use Ellipta

Patient Education Guide



Learn with - An Interactive training - Engaging animations - Your web cam

Good Inhaler Technique: -Increases medicine effect - Reduces medicine cost - Reduces ER Visits

www.use-inhalers.com


- For cleaning refer to the patient instructions that accompanies your inhaler.
- Following these step by step instructions will help you to inhale medicine effectively.




Step1: Check the dose counter to see the number of doses remaining.




Step2: Slide open the mouthpiece cover, you will hear a click.



Step3: Breathe out away from the inhaler.



Step4: Place the mouthpiece in your mouth. Take a quick and deep breath



Step5: Hold your breath for 4 seconds. Exhale slowly through your mouth or nose.



Step6: Slide back cover to close the mouthpiece.

Tip: Remember to rinse your mouth thoroughly after taking your dose and spit out the water.

Use-inhalers website is a great resource for Asthma and COPD patients. Learn how to use your Inhaler with interactive audio-visual instructions. Practice using the innovative webcam feature.

The content of this document is the property of use-inhalers.com. Use-inhalers.com owns all rights to the content. You agree not to copy any content or feature therein.